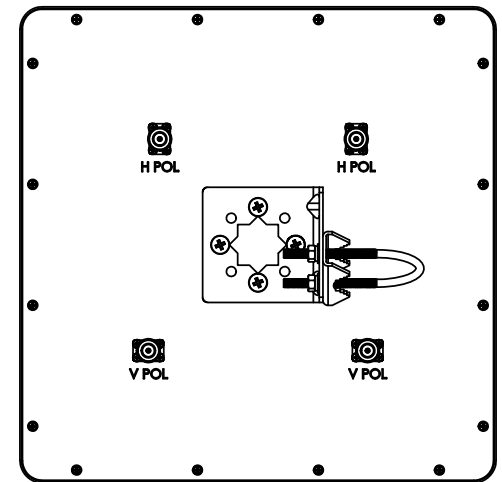
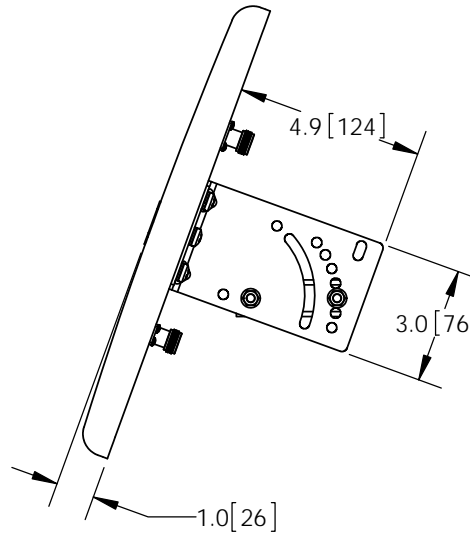
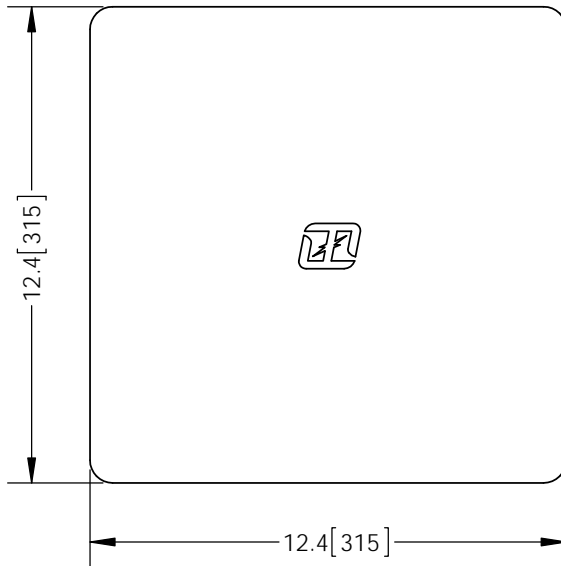
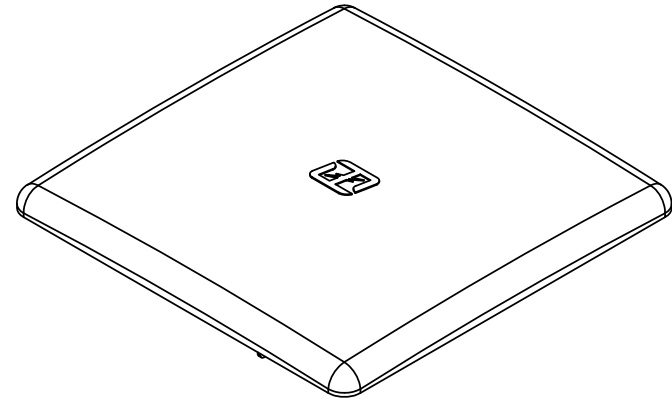
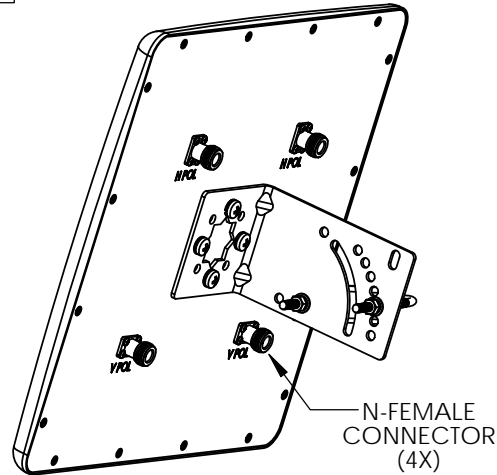


THE INFORMATION CONTAINED IN THIS DRAWING IS THE SOLE PROPERTY OF L-COM, INC. ANY REPRODUCTION IN PART OR WHOLE WITHOUT THE WRITTEN PERMISSION OF L-COM, INC. IS PROHIBITED.

REVISIONS			
REV	DESCRIPTION	DATE	APPROVED
A	INITIAL RELEASE	8/8/16	D.GRIFFIN



NOTES:
PACKAGING:
COMPONENT SHALL BE PACKAGED IN ACCORDANCE WITH L-COM SPEC PKG-00012

-ALL DIMENSIONS FOR REFERENCE-

REGULATORY COMPLIANCE:
CE2011/65/EU(RoHS DIRECTIVE)

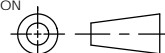
UNLESS OTHERWISE SPECIFIED,
DIMENSIONS ARE IN INCHES [mm]

DIMENSIONAL TOLERANCES:

.X = ± 1 [2.54]
.XX = ± 0.1 [.25]
.XXX = ± 0.005 [.13]

ANGULAR TOLERANCES:
ALL = $\pm 1^\circ$

PROJECTION



APPROVALS	DATE
DRAWN BY B.PUCHASKI	08/04/16
CHECKED BY P.PESA	08/04/16
APPROVED BY P.PESA	08/04/16

CONFIGURATION DETAILS OF
UNDIMENSIONED FEATURES
MAY VARY

COLOR VARIATIONS
MAY OCCUR

	45 BEECHWOOD DRIVE NORTH ANDOVER, MA 01845	
	CATEGORY	

ANTENNA

PRODUCT DESCRIPTION
2.4/5GHz 13dBi HI-DENSITY DUAL POLARIZED FLAT
PANEL ANTENNA W N-FEMALE CONNECTORS

SIZE	FSCM NO.	DWG. NO.	REV.
A	43321	HG2458-13HDP-4NF	A
SCALE: NONE		CAD FILE: HG2458-13HDP-4NF.SLDDRW	SHEET 1 OF 1