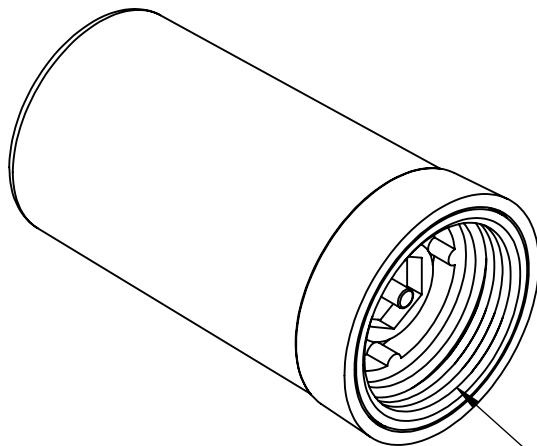
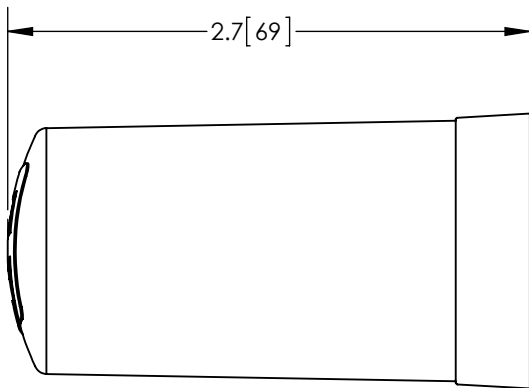
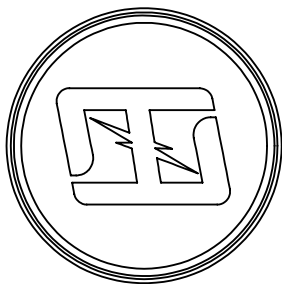


THE INFORMATION CONTAINED IN THIS DRAWING IS THE SOLE
PROPERTY OF L-COM, INC., ANY REPRODUCTION IN PART OR WHOLE
WITHOUT THE WRITTEN PERMISSION OF L-COM, INC. IS PROHIBITED.

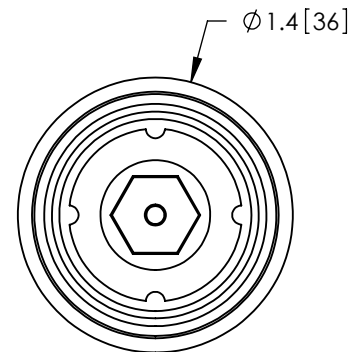
REVISIONS			
REV	DESCRIPTION	DATE	APPROVED
A	INITIAL RELEASE	3/18/14	D.GRIFFIN



NMO
CONNECTOR



2.7 [69]



Ø1.4 [36]


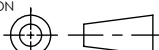
RUBBER GASKET
INCLUDED

NOTES:

PACKAGING:
COMPONENT SHALL BE INDIVIDUALLY PACKAGED IN ACCORDANCE
WITH L-COM SPECIFICATION PKG-00012

- ALL DIMENSIONS ARE FOR REFERENCE ONLY -

REGULATORY COMPLIANCE:
CE2011/65/EU(RoHS DIRECTIVE)

UNLESS OTHERWISE SPECIFIED, DIMENSIONS ARE IN INCHES [mm] DIMENSIONAL TOLERANCES: .X = ±.1 [2.54] .XX = ±.01 [.25] .XXX = ±.005 [.13] ANGULAR TOLERANCES: ALL = ± 1°	APPROVALS		DATE		 45 BEECHWOOD DRIVE NORTH ANDOVER, MA 01845			
	DRAWN BY B.PUCHASKI		03/17/14					
	CHECKED BY P.PESA		03/17/14		CATEGORY ANTENNA			
	APPROVED BY P.PESA		03/17/14					
PROJECTION 	CONFIGURATION DETAILS OF UNDIMENSIONED FEATURES MAY VARY				PRODUCT DESCRIPTION 2.4 / 5.8GHz 3dBI OMNI ANTENNA - BLACK W/ NMO CONNECTOR			
	COLOR VARIATIONS MAY OCCUR				SIZE A	FSCM NO. 43321	DWG. NO. HG245803UR-NMOB	REV. A
					SCALE: NONE		CAD FILE: HG245803UR-NMOB.SLDDRW	SHEET 1 OF 1