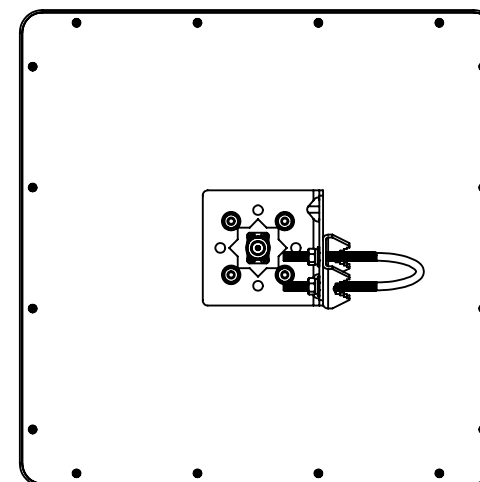
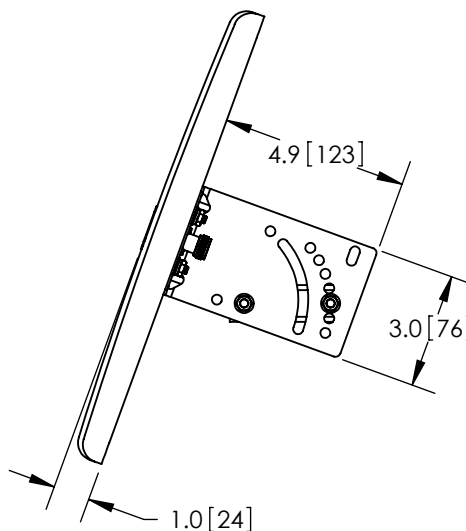
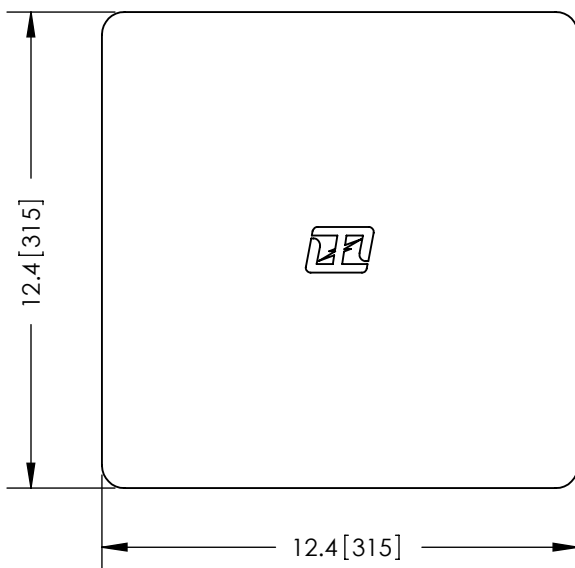


THE INFORMATION CONTAINED IN THIS DRAWING IS THE SOLE PROPERTY OF L-COM, INC. ANY REPRODUCTION IN PART OR WHOLE WITHOUT THE WRITTEN PERMISSION OF L-COM, INC. IS PROHIBITED.

REVISIONS			
REV	DESCRIPTION	DATE	APPROVED
A	INITIAL RELEASE	11/29/11	D.GRIFFIN
-	-	-	-

N-FEMALE
CONNECTOR



NOTES:
PACKAGING:
COMPONENT SHALL BE PACKAGED IN ACCORDANCE
WITH L-COM SPEC PKG-00028

-ALL DIMENSIONS FOR REFERENCE-

RoHS Compliant ✓

UNLESS OTHERWISE SPECIFIED, DIMENSIONS ARE IN INCHES [mm] DIMENSIONAL TOLERANCES: .X = ±.1 .XX = ±.01 .XXX = ±.005 ANGULAR TOLERANCES: ALL = ± 1° PROJECTION 	APPROVALS	DATE	 45 BEECHWOOD DRIVE NORTH ANDOVER, MA 01845	
	DRAWN BY B.PUCHASKI	11/18/11		
	CHECKED BY P.PESA	11/18/11		
	APPROVED BY P.PESA	11/18/11	CATEGORY	ANTENNA
CONFIGURATION DETAILS OF UNDIMENSIONED FEATURES MAY VARY			PRODUCT DESCRIPTION 5.4GHz TO 5.8GHz 19dbi FLAT PANEL ANTENNA W/N-FEMALE CONNECTOR	
COLOR VARIATIONS MAY OCCUR			SIZE A	FSCM NO. 43321
			DWG. NO. HG5419P	REV. A
			SCALE: NONE	CAD FILE: HG5419P.SLDDRW
			SHEET 1 OF 1	